

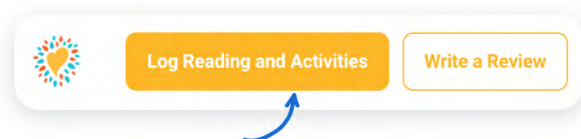
On the Web

TIP:

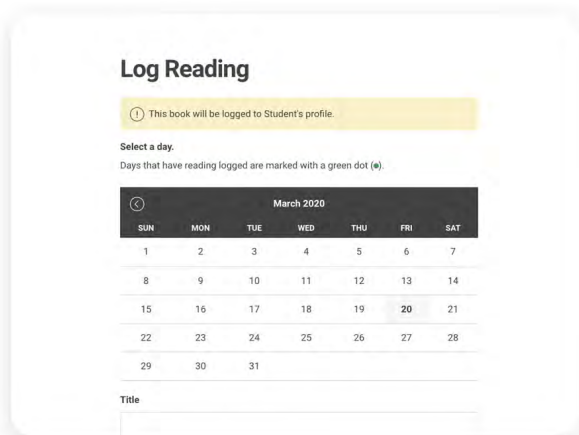
Your district and school add new challenges throughout the year, so make sure to check your "Challenges" tab to register for any new challenges!

Log Reading

Click "Log Reading and Activities" at the top of the page.



Select "minutes" and then fill in the date, minutes, title and author. Click "Log".



Log Reading

ⓘ This book will be logged to Student's profile.

Select a day
Days that have reading logged are marked with a green dot (●).

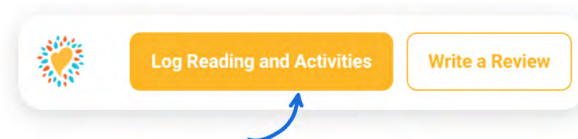
March 2020						
SUN	MON	TUE	WED	THU	FRI	SAT
1	2	3	4	5	6	7
8	9	10	11	12	13	14
15	16	17	18	19	20	21
22	23	24	25	26	27	28
29	30	31				

Title

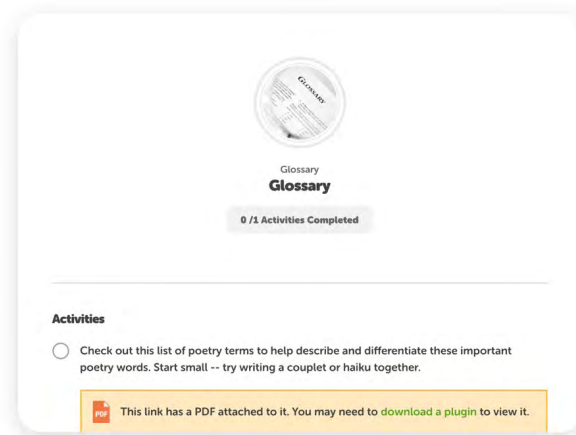
If you earned a badge, you'll see it right away! Check out your progress toward your next badge under the "Logging Badges" tab.

Log an Activity

Click "Log Reading and Activities" at the top of the page.



Select "Activities," choose an activity badge and then an activity. Follow the instructions to complete the activity.



Log an Activity

Glossary
0 / 1 Activities Completed

Activities

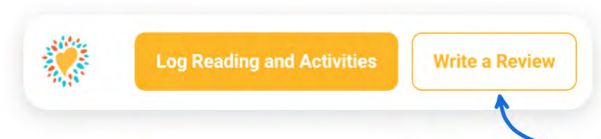
- Check out this list of poetry terms to help describe and differentiate these important poetry words. Start small -- try writing a couplet or haiku together.

PDF This link has a PDF attached to it. You may need to [download a plugin](#) to view it.

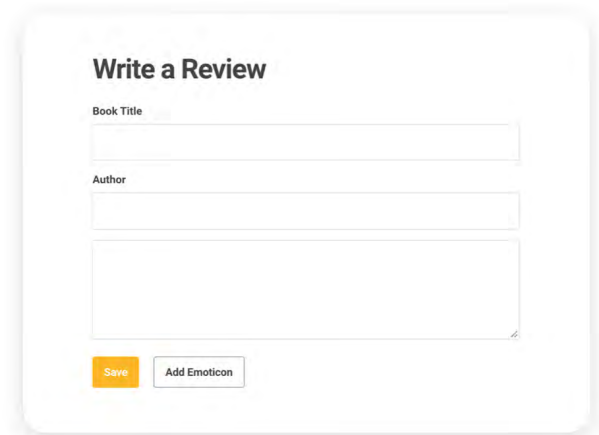
If you don't see "Activities" as an option on your site, don't worry! Just check back for a new challenge at your school that includes activities.

Write a Review

Click "Write a Review" at the top of the page.



Enter the title and author, write your review, and click "Save."



Write a Review

Book Title

Author

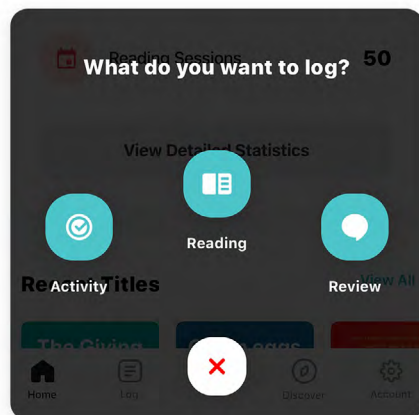

Save Add Emoticon

Note: You can also add a review on the "Log Reading" page.

In the App

First

Click the + in the tab bar

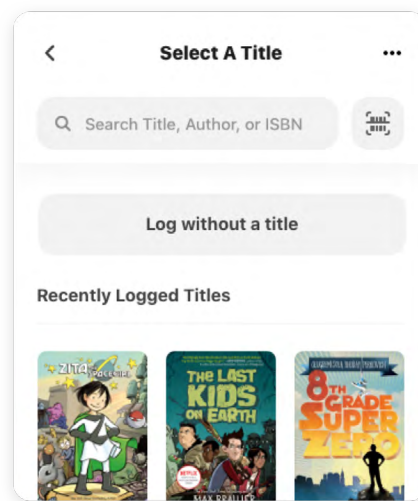


You will choose the Reading option to log minutes. You can add the title or choose the "Log without a Title" option.

Then

Log Reading

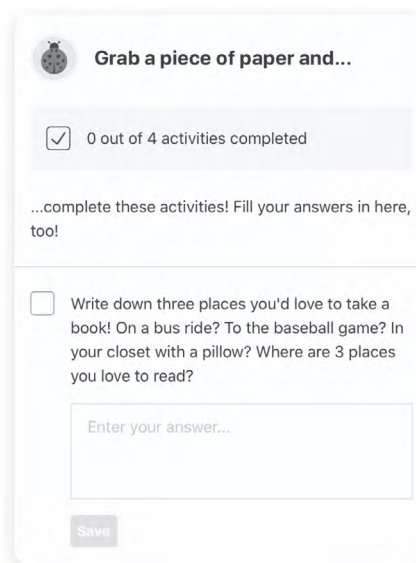
Click "Reading" and choose a way to enter your book title. (Pro tip: scanning the ISBN is the easiest and most fun!)



Click "Start Timer" to automatically time your reading session or "Log Reading" to enter the date, minutes read, and other details. Click "Done" to enter your log.

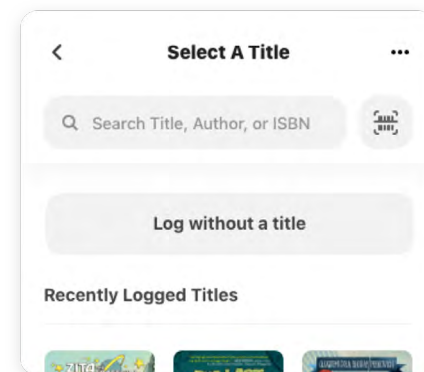
Log an Activity

Click "Activity," choose an activity badge and then an activity. Follow the instructions to complete the activity.

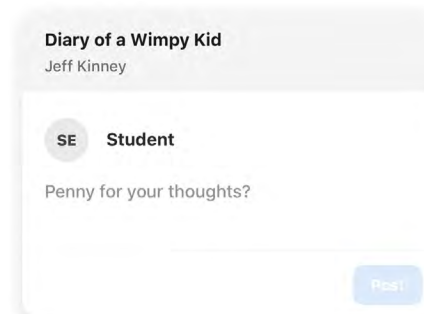


Write a Review

Click "Review" and choose a way to enter your book title.



Enter your review and click "Post."



Download the Beanstack app!

