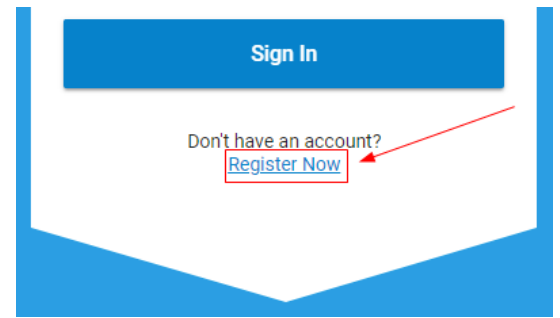


1. 登录该网站: www.mypaymentsplus.com:

- ✓ 点击“Register Now”



2. 创建你的用户资料:

- ✓ 在下拉列表中选择“GA”作为你所在的州，并选择“Gwinnett County Public Schools”作为你的机构。输入你的名字和姓氏（您将在稍后的步骤中添加学生）
- ✓ 输入有效的电子邮件地址。很重要！你需要输入正确的电邮地址，这样你才能收到电子邮件提醒、用户名/密码信息和付款确认
- ✓ 创建密码
 - 写下你的电子邮件和密码。你需要使用这些资料进入 MyPaymentPlus
- ✓ 点击 Register

Register

Search for School District

Q Select State *

Create Account

Enter your personal information. You will add students at a later step.

First Name * Last Name *

Email *

Password *

Confirm Password *

By clicking Register, you agree to our Privacy Policy and Terms of Use.



3. 选择你与学生的关系:

- ✓ 家长或监护人
- ✓ 点击 Next



Your Account has been Created!

We've sent a welcome email to the address you provided.

This site will work best if we know your relationship with (Check all that apply)

- I am a Parent or Guardian with student(s) in
- I am a Student in the district
- I work in the district (Staff Member)
- I'm a Guest interested in district activities and/or I want to support the district



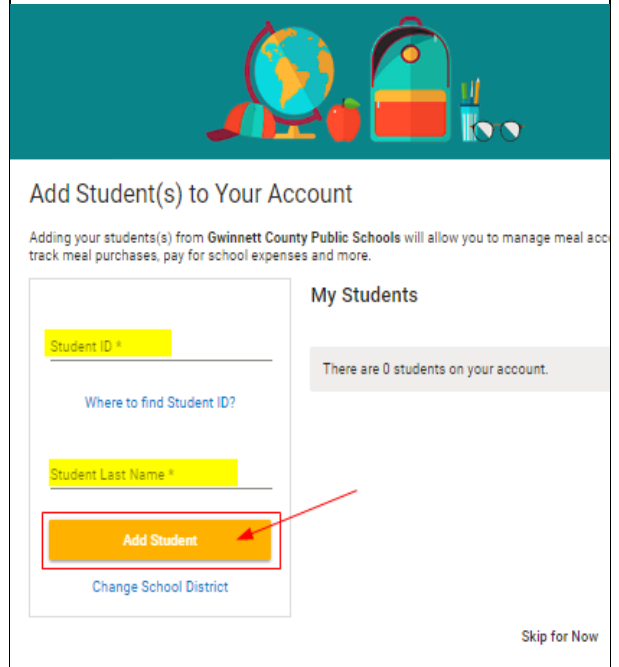
4. 把你孩子的资料加进你的账户里：

- ✓ 输入你孩子的学生号码和姓氏
- 如果你孩子的姓氏有后缀，请记住加上。例如：“Smith Jr.” “Smith IV” “Smith-Arnold”
- ✓ 然后点击 “Add Students”



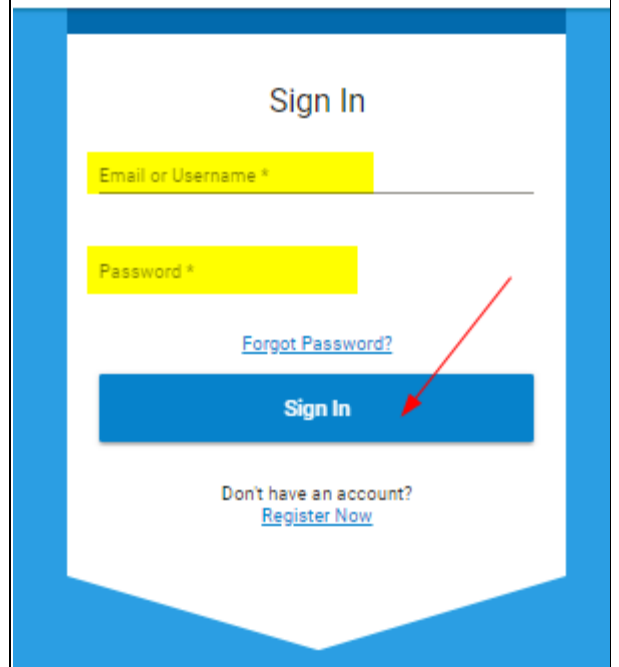
- 如果你需要添加另一个孩子的资料，请重复上面的步骤。

- ✓ 当你完成了输入学生的资料后，请点击“Done”



5. 你的登记现在完成了！

- ✓ 你可以回到该网站的主页，输入你的用户名和密码，并开始使用 MyPaymentsPlus。



你可以通过以下网站链接：<https://vimeo.com/345028817> 观看如何创建账户的简短介绍