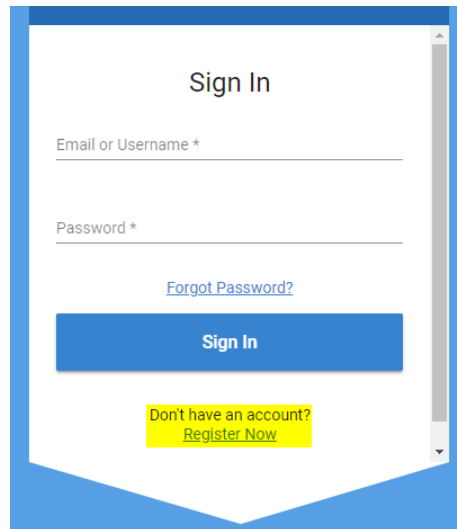


## 자녀의 학교 관련 비용 납부를 위한 MyPaymentsPlus 학부모 계좌를 만드시려면

1. [www.MyPaymentsPlus.com](http://www.MyPaymentsPlus.com)으로 가셔서 “Register Now”를 클릭하십시오.



Sign In

Email or Username \*

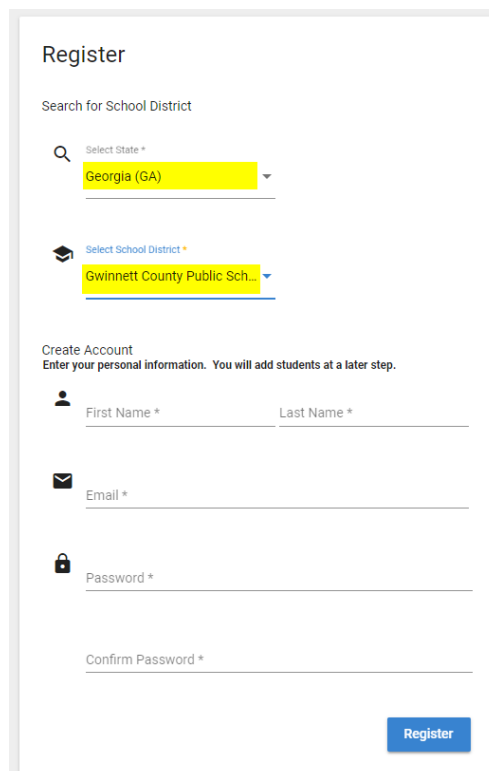
Password \*

[Forgot Password?](#)

Sign In

Don't have an account?  
[Register Now](#)

2. 선택 항목에서 “Georgia (GA)” 를 본인의 주로, “Gwinnett County Public Schools” 를 본인의 기관으로 선택하십시오.



Register

Search for School District

Select State \*

Georgia (GA)

Select School District \*

Gwinnett County Public Sch...

Create Account  
Enter your personal information. You will add students at a later step.

First Name \* Last Name \*

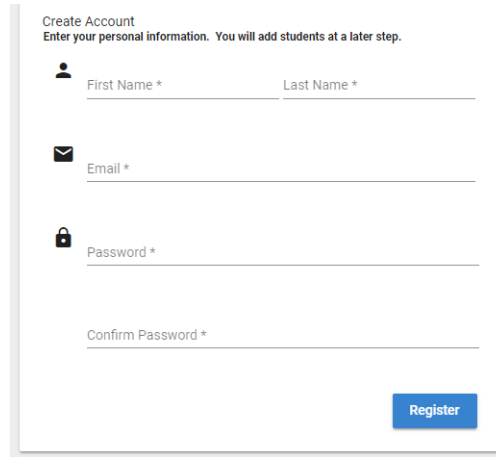
Email \*

Password \*

Confirm Password \*

Register

3. 부모님의 성함, 이메일 주소 그리고 패스워드를 기입하시어 프로필을 작성하신후 “Register”를 클릭하십시오.



Create Account  
Enter your personal information. You will add students at a later step.

First Name \*  Last Name \*

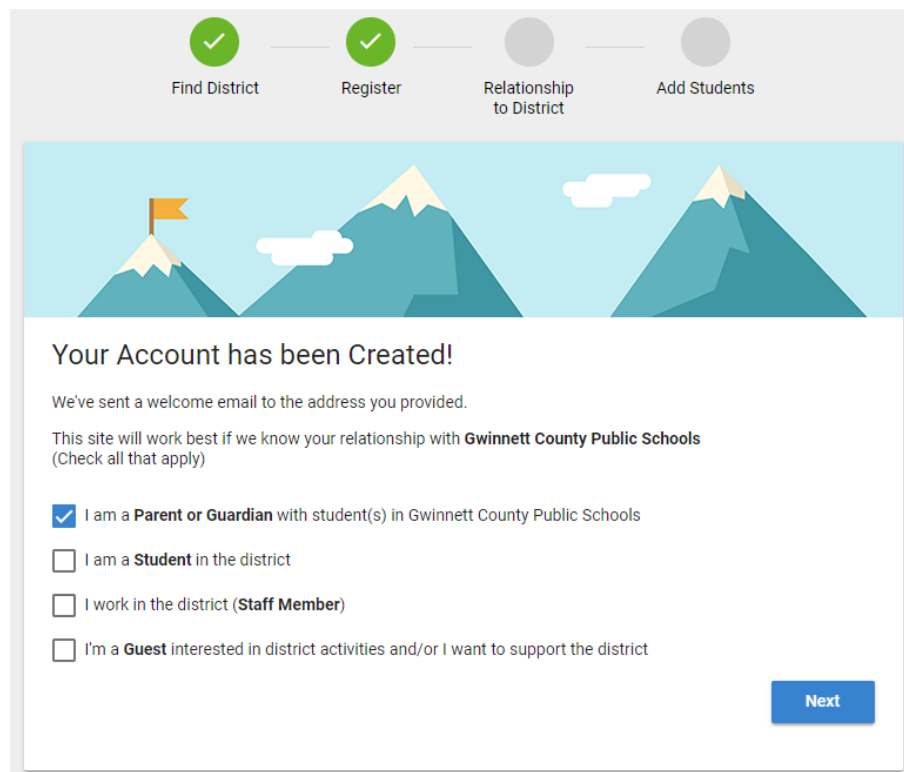
Email \*

Password \*

Confirm Password \*

[Register](#)

4. “I am a Parent or Guardian with student(s) in Gwinnett County Public Schools”를 선택하신 후 “Next”를 클릭하십시오.



Progress: Find District (checked), Register (checked), Relationship to District (unchecked), Add Students (unchecked)

### Your Account has been Created!

We've sent a welcome email to the address you provided.

This site will work best if we know your relationship with **Gwinnett County Public Schools**  
(Check all that apply)

- I am a **Parent or Guardian** with student(s) in Gwinnett County Public Schools
- I am a **Student** in the district
- I work in the district (**Staff Member**)
- I'm a **Guest** interested in district activities and/or I want to support the district

[Next](#)

5. 자녀의 계좌에 연결하시려면 자녀의 학생 ID(GCPS ID)와 성을 기입하십시오. 자녀의 정보를 입력하셨으면 “Done”을 클릭하십시오.

- 자녀의 학생번호(Student ID numbers)를 알고 싶으시면 자녀의 학교에 문의하십시오.
- 자녀의 성에 접미사가 붙은 경우에는 성을 입력할 때 접미사를 기입하십시오. 예를 들어, “Smith Jr.” “Smith IV” “Smith-Arnold”

Find District Register Relationship to District Add Students

**Add Student(s) to Your Account**

Adding your students(s) from **Gwinnett County Public Schools** will allow you to manage meal account balances, track meal purchases, pay for school expenses and more.

Student ID \*

[Where to find Student ID?](#)

Student Last Name \*

**Add Student**

[Change School District](#)

**My Students**

There are 0 students on your account.

Skip for Now **Done**

6. 등록이 완료되었음을 알리는 이메일을 받으실 것입니다. 사용자명과 패스워드를 입력하시면 MyPaymentsPlus를 사용하기 시작하실 수 있습니다.